


## Features

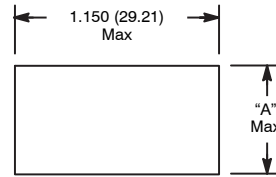
- 10 Watt Contact Rating
- Standard .1" PC Board Spacing
- Epoxy Sealed
- Magnetic Shield
- TTL & DTL Compatible



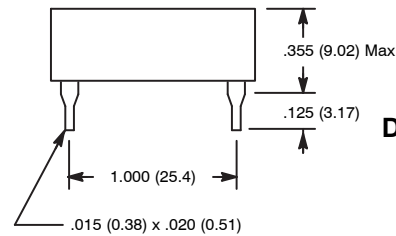
# R44 Series

## General Purpose SPST & DPST, DC Reed Relays.

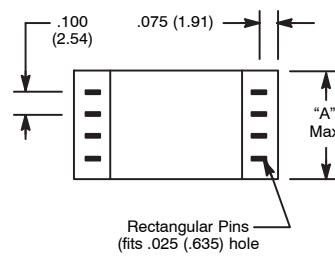
### D21



SPST, 1 Form "A"



DPST, 2 Form "A"



VERSION	DIM "A"
SPST	.400 (10.16)
DPST	.500 (12.70)

DC OPERATED						
NTE Type No.	Nom. Volt.	Contact Arr.	Coil Res. Ohms (Typ)	Nom. Power	Max. Contact	Diag No.
R44-1D2-6	5/6VDC	SPST-NO	100	360mW	.5Amp	D21
R44-1D2-12	12VDC	SPST-NO	420	360mW	.5Amp	D21
R44-1D2-24	24VDC	SPST-NO	2300	360mW	.5Amp	D21
R44-11D2-6	5/6VDC	DPST-NO	70	510mW	.5Amp	D21
R44-11D2-12	12VDC	DPST-NO	280	510mW	.5Amp	D21
R44-11D2-24	24VDC	DPST-NO	1500	510mW	.5Amp	D21

## Electrical Specifications

### Contact

**Rating:** 0.5 Amp switching current max.  
2.0 Amp carry current max  
200 VDC switching volts, max.

**Resistance:** 200 milliohms max. initial

### Coil

**Coil Voltages:** See Chart

### Operational Characteristics

**Timing Values . . . . . Operate Time:** 500  $\mu$ S typical  
**Release Time:** 1400  $\mu$ S typical

### Insulation Characteristics

#### Dielectric Strength

**Across Open Contacts:** 200 VAC min  
**Between Mutually Insulated Points:** 500 VAC min.

### Environmental Characteristics

**Operating:** -45°C to +85°C  
**Storage:** -60°C to +105°C

### Capacitance

**Across Open Contacts:** 0.3pf typ  
**Open Contacts To Coil:** 2.0pf typ

### Life

**Mechanical:** 10,000,000 operations at rated load