
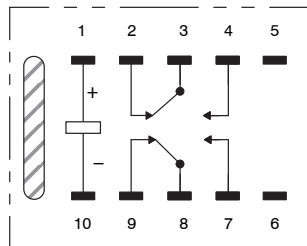


Features

- Compact, with Low 5mm (.197") Profile
- Low Power Consumption (140mW)
- Standard Pin Spacing (0.1")
- PC Board Mount
- Surface Mount ("SM" Suffix)



DPDT, 2 Form "C"
(Bottom View)



DC OPERATED						
NTE Type No.	Nom. Volt.	Contact Arr.	Coil Res. ±10% Ohms (Typ)	Approx. Nom. Power	Max. Contact Cur. @ 30VDC	Diag No.
R74-11D1-3	3VDC	DPDT	64.3	140mW	1A	D52
R74-11D1-3SM	3VDC	DPDT	64.3	140mW	1A	D53
R74-11D1-5	5VDC	DPDT	178	140mW	1A	D52
R74-11D1-5SM	5VDC	DPDT	178	140mW	1A	D53
R74-11D1-6	6VDC	DPDT	257	140mW	1A	D52
R74-11D1-6SM	6VDC	DPDT	257	140mW	1A	D53
R74-11D1-12	12VDC	DPDT	1,028	140mW	1A	D52
R74-11D1-12SM	12VDC	DPDT	1,028	140mW	1A	D53
R74-11D1-24	24VDC	DPDT	2,880	200mW	1A	D52
R74-11D1-24SM	24VDC	DPDT	2,880	200mW	1A	D53

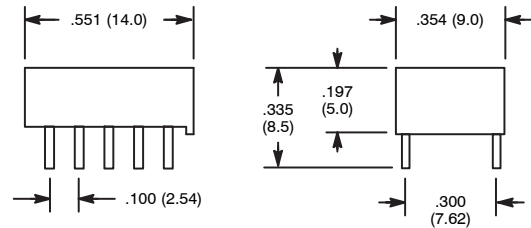
ACCESSORIES		
MOUNTING STYLES	DESCRIPTION	NTE TYPE NO.
PC MOUNT	10-PIN DIP	NTE409 (14-Pin DIP)

R74 Series

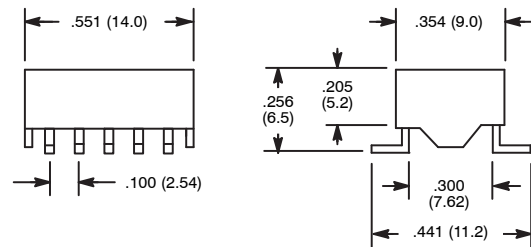


Subminiature, PC Mount, 1 Amp, DPDT Low Signal Relay.

D52



D53



Electrical Specifications

Contact

Rating: 1 Amp
Material: Ag (Au clad)
Resistance: 50mΩ (Standard), 60mΩ (Surface Mount)

Coil

Coil Voltages: See Chart
Pick-up Voltages: 75% max of rated voltage
Drop-out Voltages: 10% min of rated voltage
Resistance: See Chart

Operational Characteristics

Timing Value: **Operate Time:** 3 mS max
Release Time: 2 mS max

Insulation Characteristics

Dielectric Strength
Between Contact and Coil: 1000 VAC
Between Contacts (Same Polarity): 1000 VAC
Between Contacts (Different Polarity): 750 VAC
Insulation Resistance: 1000MΩ

Environmental Characteristics

Operating: -40°C to +70°C (Standard),
-40°C to +85°C (Surface Mount)

Life

Mechanical: 36,000 operations/hour
Electrical: 1,800 operations/hour (under rated load)

Weight

Std: 0.05 oz (1.5 grams) approx.