


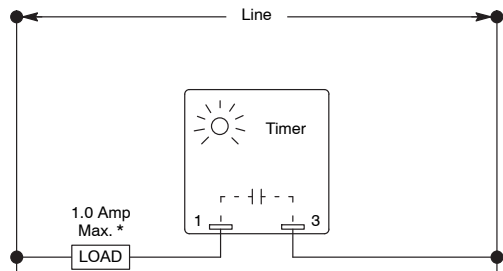
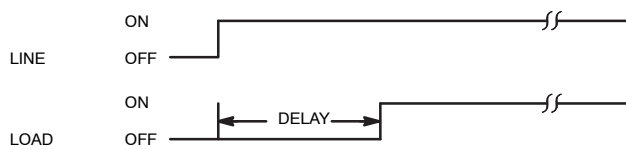
Features

- 2 x 2 Industry Standard Package
- 18–264 Volts AC or DC Operation
- 0.2 to 8 Minutes (12 to 480 Seconds) Timing Range
- $\pm 0.5\%$ Repeat Accuracy
- Transient Protected
- .250" Quick Connect Terminals
- Encapsulated Construction



OPERATION

DELAY ON OPERATE— The delay period begins when input voltage is applied. At the end of the delay period, the relay will operate and will not release until input voltage is removed. Reset occurs when input voltage is reapplied.



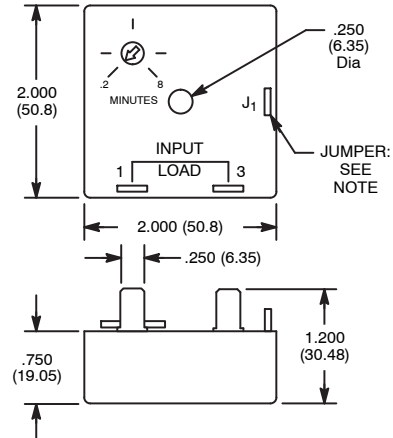
* For higher current applications connect a switching relay in series with timer in place of load.

RLY220



Knob Adjustable, AC or DC, Delay on Operate, Solid State, Universal Cube Timer.

D67



NOTE: 18–40 V AC or DC
Cut J₁ for 40–264 V AC, DC

Ratings and Specifications

Operating Voltage Range (Line):

Jumper J₁ Not Cut: 18–40 V DC or AC (50/60Hz)

Jumper J₁ Cut: 40–264 V DC or AC (50/60Hz)

Switch Configuration: Solid State, SPST

Switching Current (Load): 40mA Amp min., 1 Amp max.

Timing Adjustment Range: 0.2 to 8 minutes (12 to 480 seconds)

Repeat Accuracy: $\pm 0.5\%$

Reset Time: 100ms Max.

Expected Life (Electrical): 100,000,000 operations @ rated load

Operating Temperature: -20° to $+80^{\circ}$ C

Storage Temperature: -40° to $+85^{\circ}$ C

Dielectric Breakdown Voltage Between All Elements: 1500V_{rms}

Transient Protection: 1500 V for 150 μ s

Mounting: One #8 or #10 Screw