

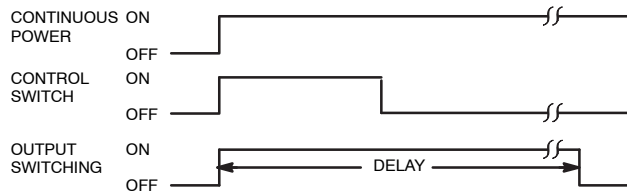
Features

- 30 Amp/2 HP Load Ratings
- No Heat Sink Required
- $\pm 0.5\%$ Repeat Accuracy
- .250" Quick Connect Terminals
- Transient Protected
- CMOS
- Digital Timing
- 2 x 3 Plastic Package

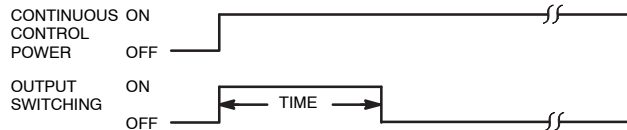


OPERATION

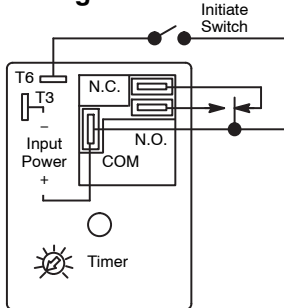
SINGLE SHOT– Upon closure of the control switch, output switch operates and time period begins. The time period is not affected by duration of the control switch closure. At the end of time period, output switch returns to normal. Continuous power must be furnished to this timer.



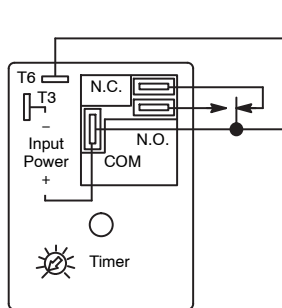
INTERVAL ON– The relay energizes and timing begins when the input voltage is applied. At the end of the time delay period the relay will de-energize. Reset is accomplished by removing, then reapplying the input voltage.



Single Shot



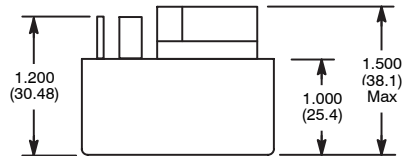
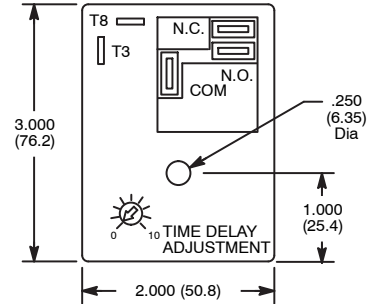
Interval



RLY270 Series

Knob Adjustable, AC or DC, Single Shot or Interval, High Power Cube Timer.

D78



AC OPERATED					
NTE Type No.	Timing Adj. Range	Nom Voltage	Contact Arr.	Max. Contact Cur. @ 120VAC	Diag No.
RLY275L	3 to 100 sec.	120VAC	SPST	30A*	D78
RLY275N	0.3 to 10 min.	120VAC	SPST	30A*	D78
DC OPERATED					
RLY271L	3 to 100 sec.	12VDC	SPST	30A*	D78
RLY271N	0.3 to 10 min.	12VDC	SPST	30A*	D78

* Note: U.L. for 20 Amp Only.

Ratings and Specifications

Input Operating Voltage Range (Line): $\pm 20\%$

AC Operating Frequency: 50/60Hz

Switch Configuration: Electromechanical, SPST

Switching Current (Load): 500 mA min., 30 Amps max.
(Note: U.L. for 20 Amp Only)

Repeat Accuracy: $\pm 0.5\%$

Reset Time: 150ms Min.

Expected Life:

Mechanical: 10,000,000 operations

Electrical: 10,000 operations @ rated load

Operating Temperature: -40° to $+80^{\circ}\text{C}$

Storage Temperature: -50° to $+85^{\circ}\text{C}$

Dielectric Breakdown Voltage Between All Elements: $1500V_{\text{rms}}$

Transient Protection: 1500 V for 150 μs

Mounting: One #8 or #10 Screw