


## Features

- Thick Film Hybrid Construction
- High Current Thyristor for 100A Surge Capability
- 4KV Optical Isolation
- Available in Upright Package or Flat Pack (F Suffix)



# RS1 Series



## Printed Circuit Board Mountable Solid State Relay, 3 Amp & 4 Amp.

## Input Specifications

**Control Voltage:** 3–24VDC  
**Min Turn on Voltage:** 3.0VDC  
**Max Input Voltage:** 24VDC  
**Drop Out Voltage:** 1.0VDC  
**Max Input Current:** 25mADC  
**Nom Input Resistance:** 1K Ohms

## Output Specifications

**Max Output Voltage:** 280VAC  
**Max Output Current:** 4A @ 20°C Ambient (RS1-1D4-21)  
 3A @ 20°C Ambient (RS1-1D3-21F)  
**Nom Line Voltage:** 240Vrms  
**Min Line Voltage:** 24Vrms  
**Max Line Voltage:** 280Vrms  
**Max Peak Off-State Vltg:** 600V peak  
**Static (Off-State) dv/dt:** 200V/μs

## Electrical Specifications

**Max On-State Current:** 3.5A  
**Min On-State Current:** 0.5A  
**Max 1-Cycle Surge:** 100A  
**On State Voltage Drop:** 1.6V peak  
**Max On-State Leakage:** 6.0mA rms

## Environmental Characteristics

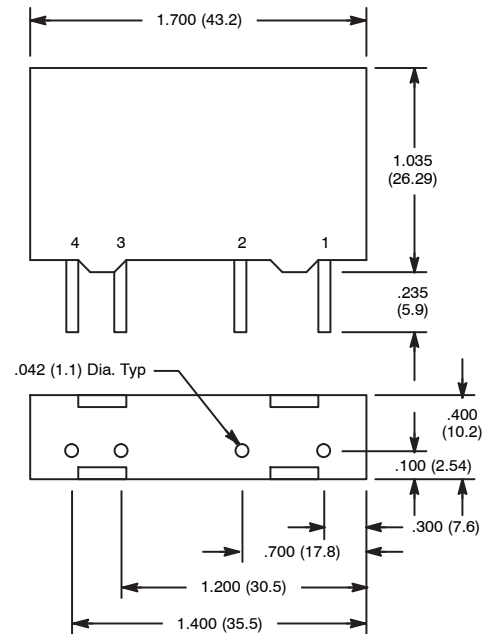
**Operating:** –30°C to +80°C  
**Storage:** –40°C to +100°C

## Operational Characteristics

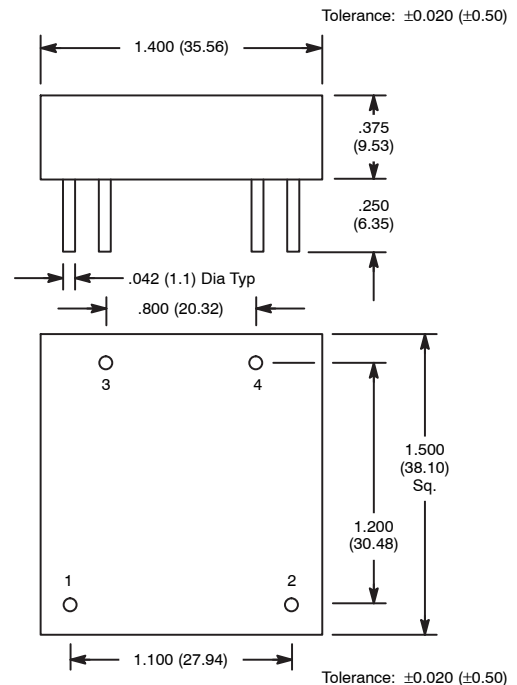
**Response Time:** 0.5 Cycle  
**Capacitance Input to Output:** 8pf Max  
**Line Freq Range:** 47 to 63 Hz

ACCESSORIES		
MOUNTING STYLES	DESCRIPTION	NTE TYPE NO.
DIN RAIL MOUNT	1-POSITION SOCKET	RLY9141
DIN RAIL MOUNT	2-POSITION SOCKET	RLY9142
DIN RAIL MOUNT	4-POSITION SOCKET	RLY9144

### D30



### D30a



### Equivalent Circuit

